

Ervaring van een grote elektriciteitsproducent in het CRM

Luminus - CoDE Masterclass

Pauline Mast – Market design manager


21.05.2026

Luminus: a diversified production mix



THERMAL
1,050 MW

NUCLEAR
212 MW



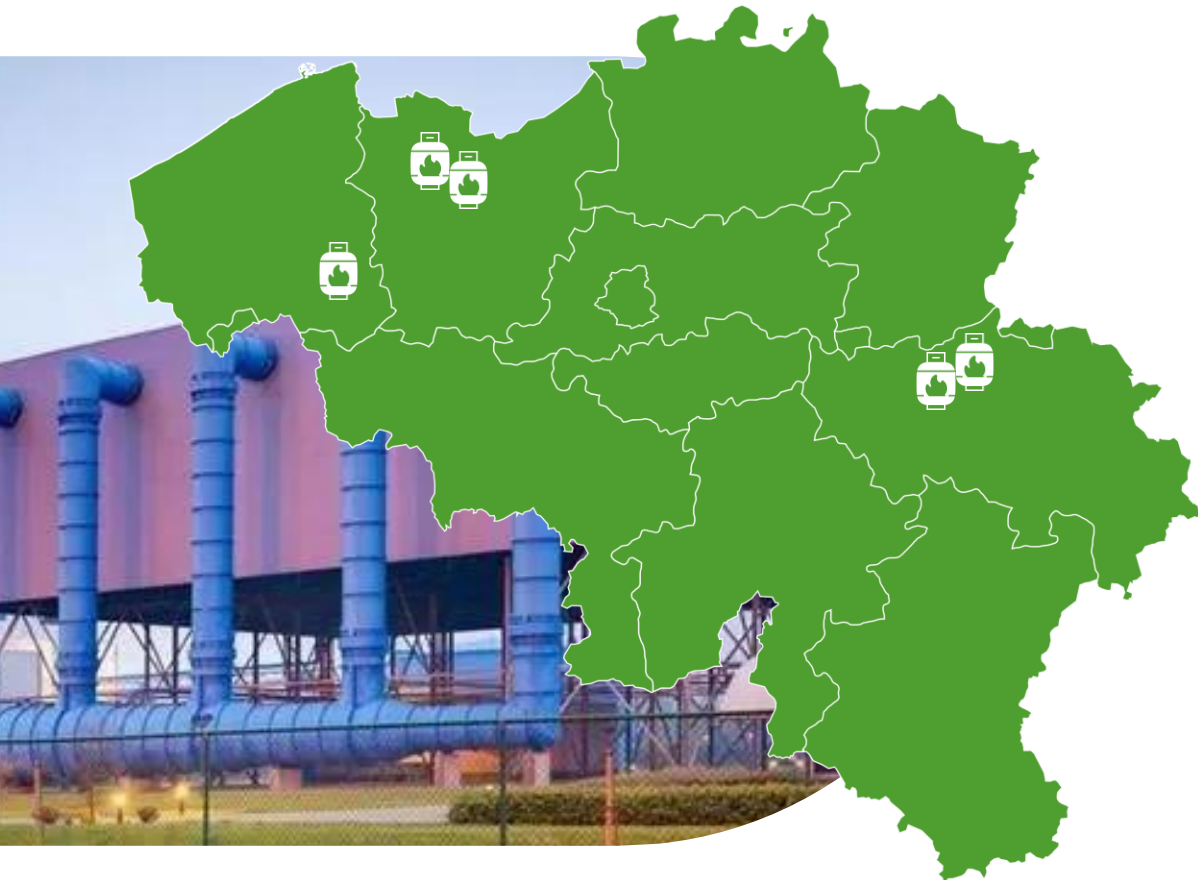
 **308 wind turbines**



HYDRO
67 MW

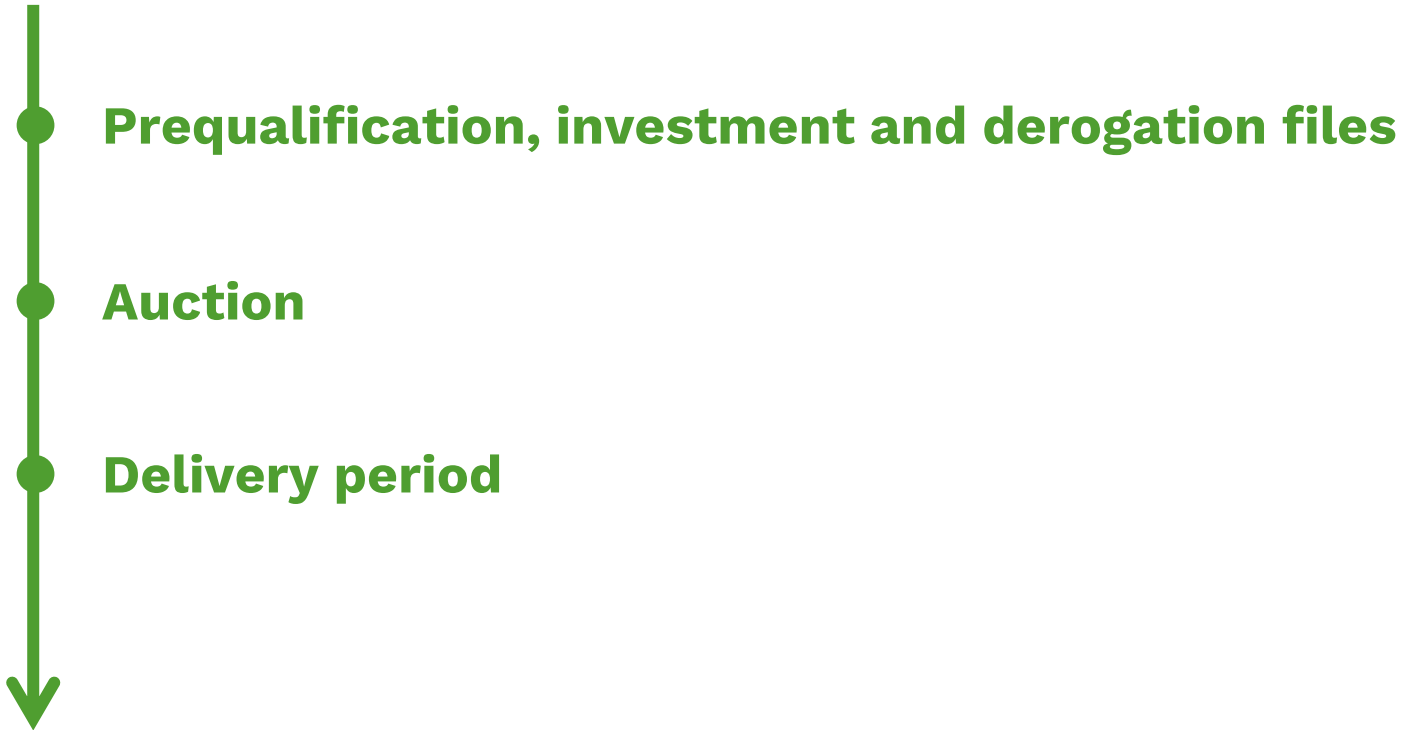


Reliable and flexible thermal plants

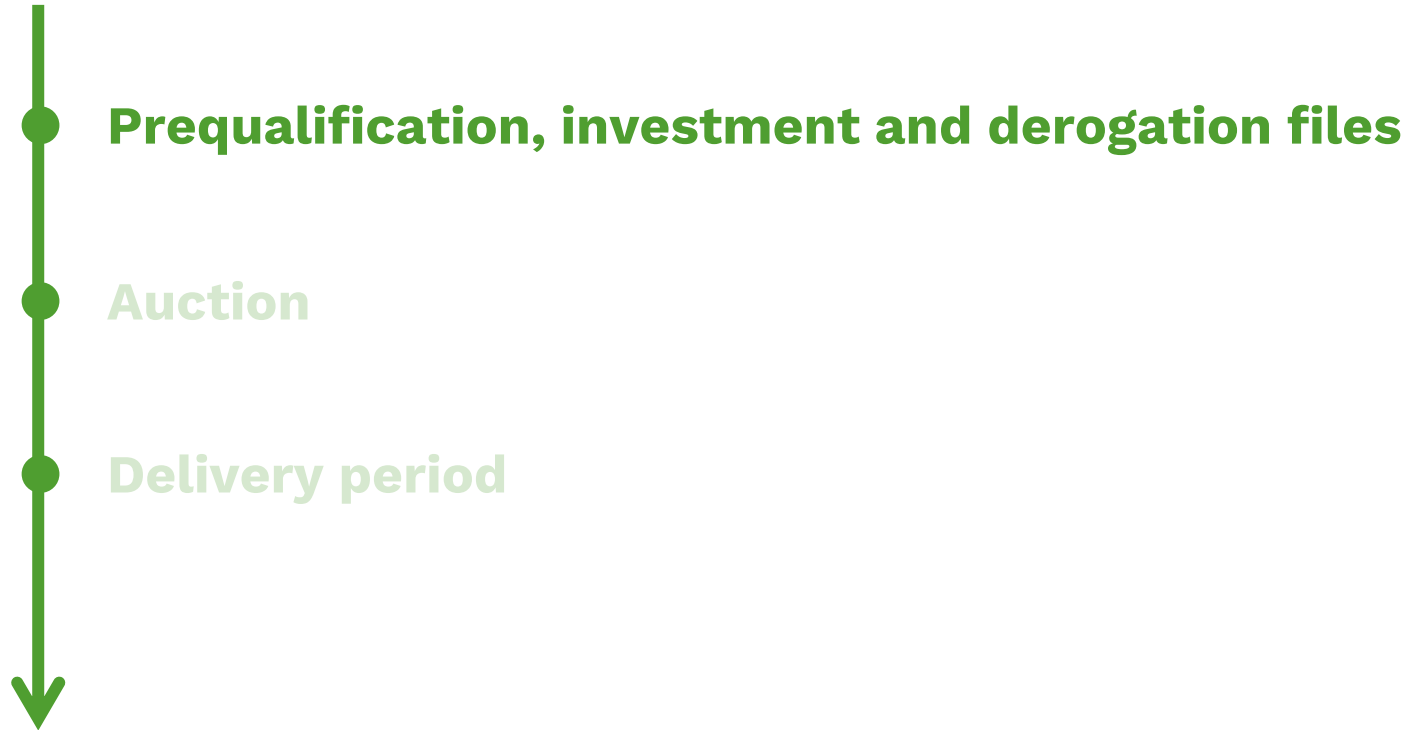


- Luminus is a player with a long history in the field of Combined Cycle Gas Turbines
Angleur: first CCGT in Europe, 1968
- Combined cycle and open cycle power plants
- Luminus plays an active role in ensuring Belgium's energy supply security and participates in grid support services
- Luminus has a new construction project in Seraing (870 MW)

Agenda



Agenda



Prequalification

Prequalification obligation Deadline: 15/06	Standard	Intention to bid in the auction
	Fast track	Obligation to prequalify, but no intention to bid

Luminus prequalification process

- ~100 prequalification files each year
- Increase in prequalification files is expected
 - Loss of certificates for wind farms, CHPs, ... → Obligation to prequalify
- Change in derating factor may affect obligation to prequalify

Special attention to...

- ...CO2 files for capacity > 5 MW
 - Clarify each number in the CO2 calculation file
 - Strict timelines for answering additional questions during the summer: foresee resources
- ...details
 - Renouncing operating aid: upper and lower case in your CMU name

	A	B	D
1	CMU ID		
2	unité de production		
3		Fuel 1	Fuel 2
4	Type de combustible	NG	
5	Fraction du combustible f (%)	100	
6	émissions CO ₂ ETS (kg CO ₂)		
7	Fuel consumption ETS (TJ)		
8	Facteurs d'émissions du combustible f (kg co ₂ /TJ)	#DIV/0!	
9	Fraction du CO ₂ transféré ou capté (%)	0	
10	Efficacité de conception		
11	émissions spécifiques (g CO₂/kWh)	#DIV/0!	

Investment file

Demonstrate eligible investment cost above investment threshold – by technology – to obtain a longer term contract for new assets

The screenshot shows an Excel spreadsheet with the following content:

Row 2: Eia project number:
Row 3: CMU:
Row 4: DP:
Row 5: *The overview of costs must be provided per DP!*

Overview of investment costs	EUR	%	Reference
Procurement and Construction	0		
Civil works	0		
Site preparation & access road			
Temporary work facilities			
Foundations			
Buildings (incl. control room, machine room, warehouse, lab, workshop, substation, administrative building directly linked to capacity) and above ground structures			
Fencing			
Mechanical part	0		for example: annex 1: offer gas turbine
Gas turbine			
Steam turbine			
Generator			
Heat recovery steam generator			
Condensate water system			
Cooling system			
Water treatment system & water storage tanks			
Systems to minimize environmental impact (Noise reduction system, Fuel gas system, NOx reduction system waste water system)			
Fire and explosion protection systems			
Mechanical balance of plant in line with principles			
Electrical system	0		

- Use templates published on CREG website (excel file, declaration of honor, ...)
- Follow guidelines published on CREG website (detailed description eligible costs)
- Follow instructions on CREG website:
 - CREG asks more than what is foreseen in Royal Decree, e.g. location, planning, organigram, internal and external resources, financing, etc.
 - For each figure CREG wishes a justification, i.e. a calculation, reference to an offer, etc.
- Register timely and get acquainted with the CREG CRM Tool (as a lot of information needs to be uploaded)
- Need to have budget offers or develop work packages with costs estimations where offers are not available
- Timely contract and plan validation by external auditor
- Foresee resources to answer several batches of questions of CREG

Good idea to present the project and the file to CREG before submission

Derogation file

Demonstrate eligible investment cost above 30 EUR/kW and/or missing money above IPC to obtain a longer term contract and/or right to bid with a price above IPC for existing assets

Algemene informatie voor de aanvraag om IPC-derogatie die moet worden ingevuld per leveringspunt voor een geaggregeerde CMU en globaal voor de andere CMU's.		Leveringspunt 1							Historische kosten	
Y-1 velling voor de leveringsperiode van 1 november 2026 - 31 oktober 2027		Verwachte kosten*		Specificeer de maand	Specificeer de maand	Specificeer de maand	Specificeer de maand	Specificeer de maand	Specificeer de maand	Specificeer de maand
Kostencomponenten voor de CMU's		NA	NA	NA	2027	2026	2025	2024	2023	2022
Jaar en maand van de afsluiting van de rapportage	Beschrijving	Eenheden	Aantekeningen	NA	NA	0	0	0	0	0
1	1* Directe jaarlijkse vaste kosten van de installatie	€'000/jaar	4	NA	NA	0	0	0	0	0
2	a) Algemene kosten	€'000/jaar								
3	- Verzekeringskosten	€'000/jaar								
4	- Lokale belastingkosten	€'000/jaar								
5	- Administratieve kosten ter plaatse in verband met de productiviteit, exclusief personeelskosten	€'000/jaar								
6	b) Gasnetwerkkosten	€'000/jaar	4 a							
7	- Ent' capaciteitskosten in het geval van gas	€'000/jaar								
8	- Kosten van intradayflexibiliteit, exclusief balanceringskosten	€'000/jaar								
9	c) Elektriciteitskosten	€'000/jaar								
10	- Geschikte 'stand-by' kosten voor één jaar	€'000/jaar								
11	- Elektriciteitskosten	€'000/jaar								
12	- Kosten van groenestroom- en warmtekrachtkoppelingcertificaten	€'000/jaar								
13	- Variabele toegangskosten	€'000/jaar	4 b							
14	- Vaste kosten in verband met het elektriciteitsnet	€'000/jaar								
15	- Aansluitingskosten	€'000/jaar								
16	- Toegangskosten	€'000/jaar								
17	d) Tegengereedstelde normale onderhoudskosten, exclusief personeelskosten	€'000/jaar								
18	e) Operationele kosten, exclusief personeelskosten	€'000/jaar								
19	f) Kosten voor het in overeenstemming brengen van	€'000/jaar								
20	- De gezondheids- en veiligheidsvoorschriften	€'000/jaar								
21	- Cybeveiligheid	€'000/jaar								
22	- Milieukosten	€'000/jaar								
23	- Certificering en audits	€'000/jaar								
24	g) Personeelskosten ter plaatse, exclusief de algemene kosten	€'000/jaar								
25	- Beheer van de installatie	€'000/jaar								
26	- Onderhoud	€'000/jaar								
27	- Administratief personeel ter plaatse	€'000/jaar								
28	2* Jaarlijkse algemene vaste kosten	€'000/jaar	5							
29	3* Vaste personeelskosten verbonden aan het beheer van een portefeuille van leveringspunten	€'000/jaar	6							
30	4* Activeringskosten voor de door EIA gevraagde beschikbaarheidstests	€'000/jaar	7							
31	5* Geannualiseerde Recurrente Investeringskosten	€'000/jaar	8							
32	6* Geannualiseerde Niet-recurrente Investeringskosten	€'000/jaar	9							
33	7* Kosten voor het huren van de site aan een derde	€'000/jaar	10							

- Use templates published on CREG website (excel file, declaration of honor, ...)
- Follow guidelines on the CREG website and in the excel-file
- Make practical arrangements with CREG to transfer the file and all supporting documents (creation sharepoint, etc.)
- Huge exercise with massive information to share, e.g. revenues and OPEX of past 3 years and estimation for future years
- For each figure CREG wishes a justification, i.e. a calculation, reference to documents (tax declaration, invoices, salary notes, ...)
- Need to align on methodology and assumptions for estimation of future revenues
- Foresee resources to answer several batches of questions of CREG, with several updates of the derogation file

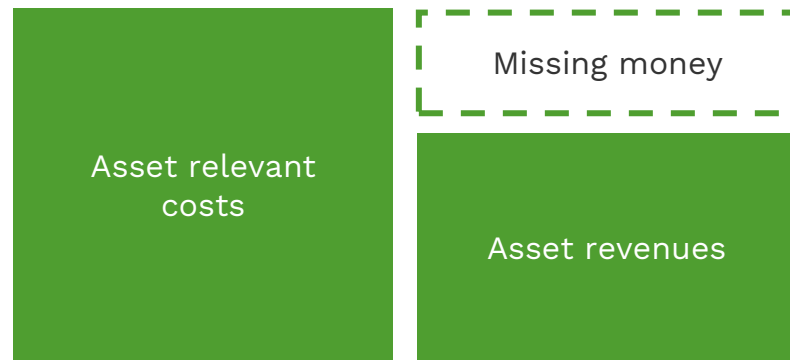
Good idea to present the project and the file to CREG before submission

Agenda



Missing money and bid price

THEORY



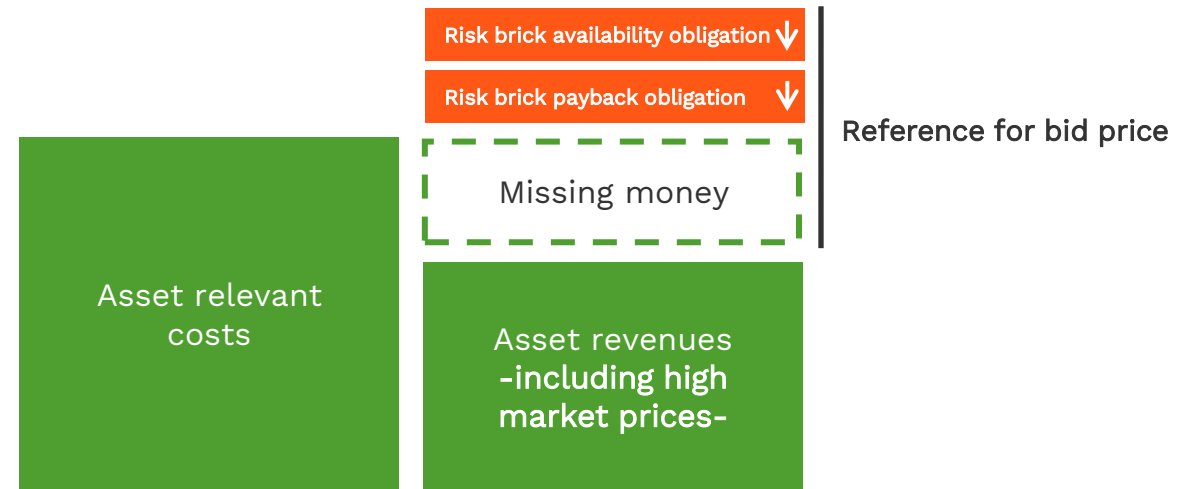
Asset relevant costs

- Fixed operating costs
- Variable operating costs
- Annualized equivalent costs (including a fair return)

Asset revenues

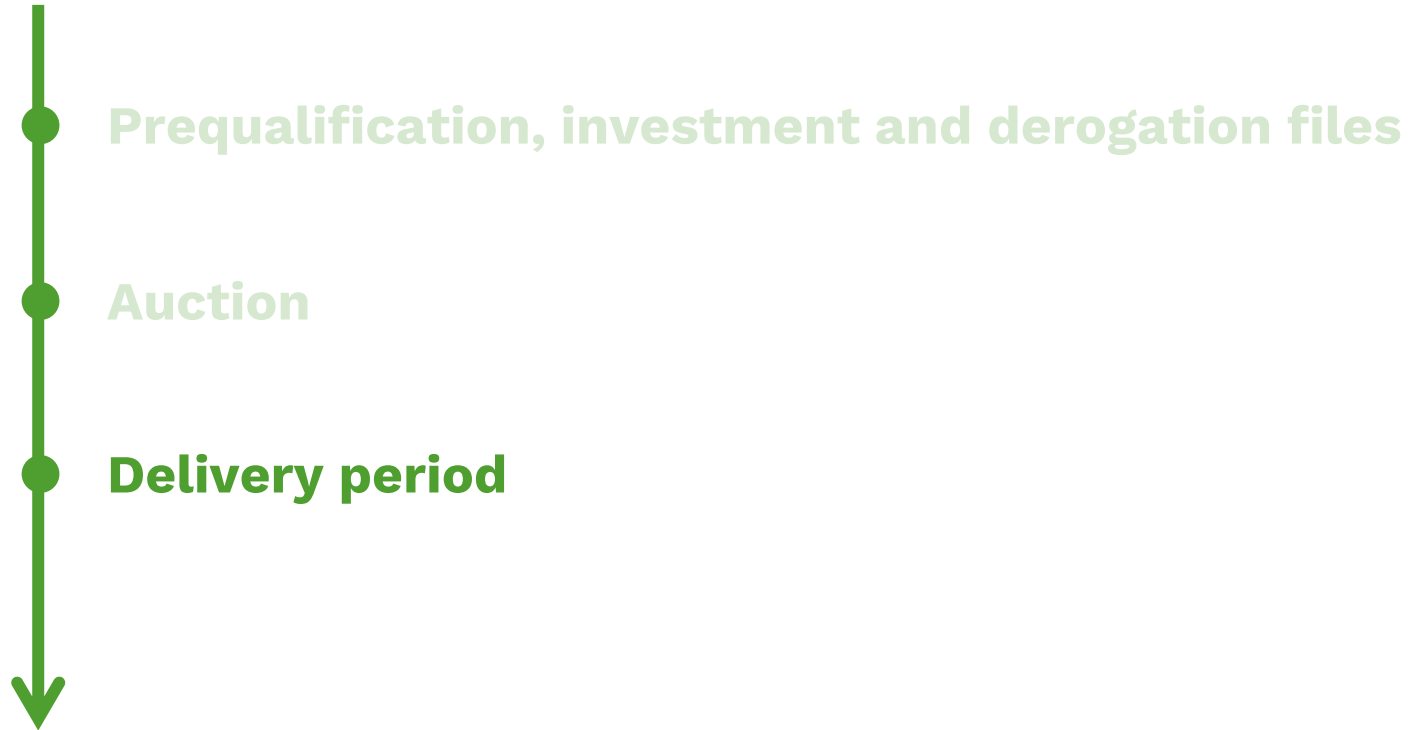
- Revenues from the energy markets
 - Forward trading
 - Day-ahead
 - Intraday
 - Ancillary services

PRACTICE

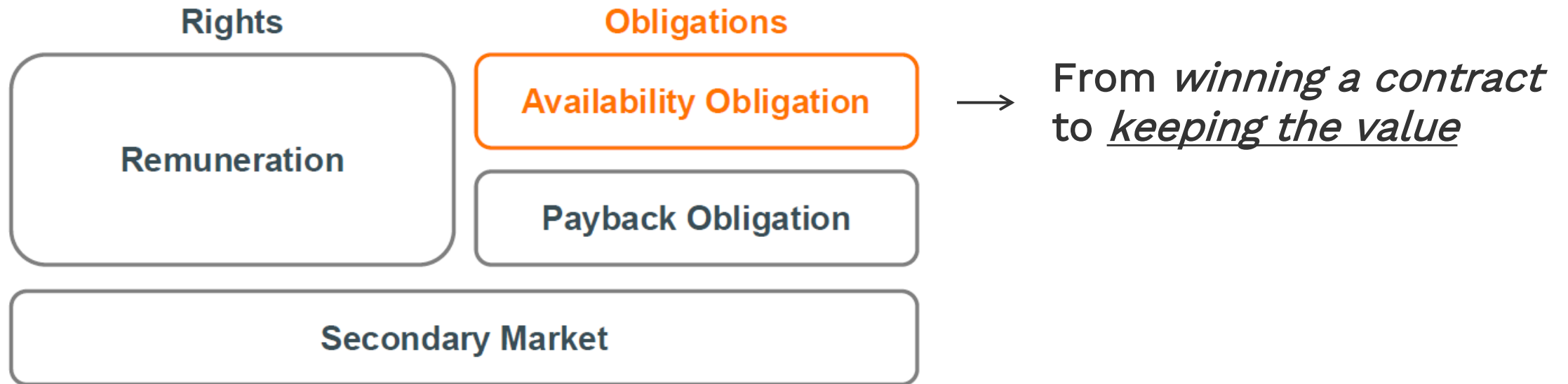


Include risk bricks for unavailability penalties and payback obligation

Agenda



First delivery period: availability obligation in practice

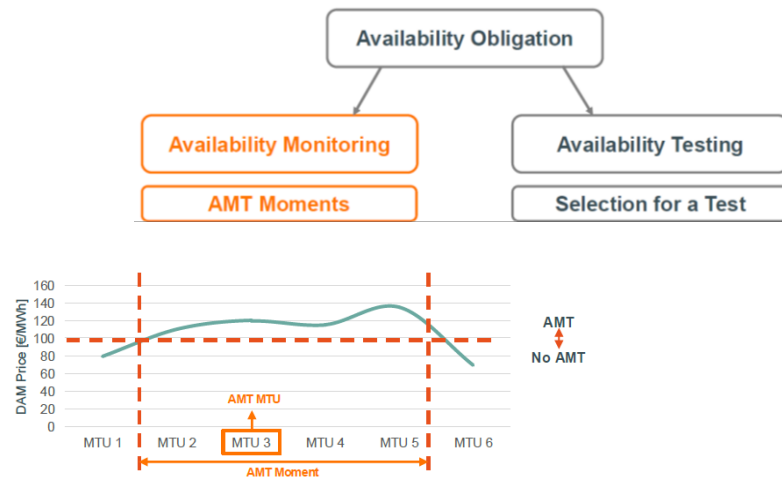


1 Qh AMT moments happen often

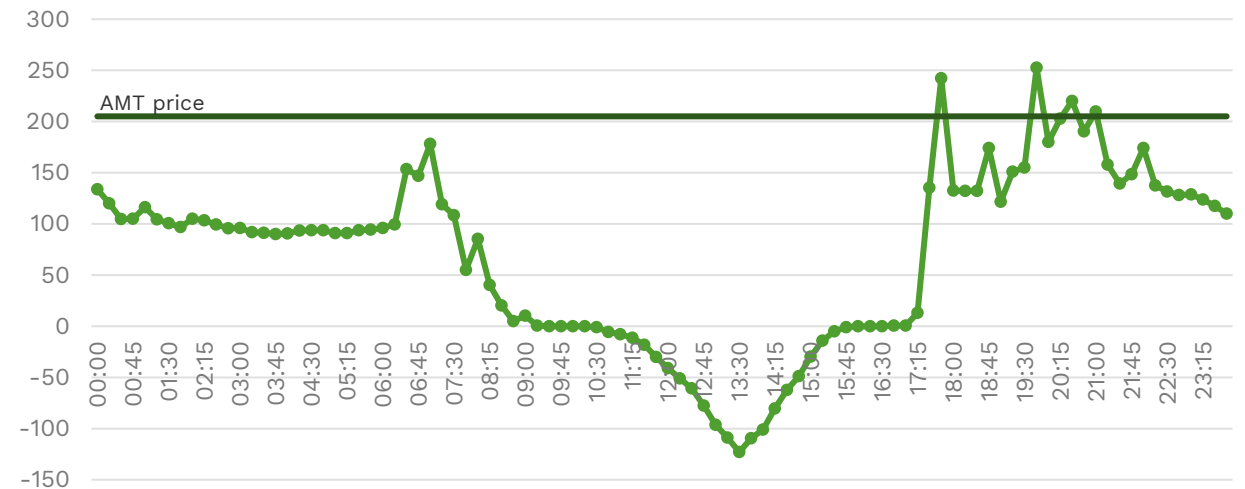
Recap CRM availability obligation

The availability obligation consists of two main elements

1. Availability Monitoring – To monitor whether the CMU is present in the market
2. Availability Testing – To ensure that CMUs that were not observed can deliver too



Day-ahead price BE 02/05/26 (€/MWh)



The outage plan: from an isolated tool to an interconnected system

Notifying unavailable capacity in the CRM

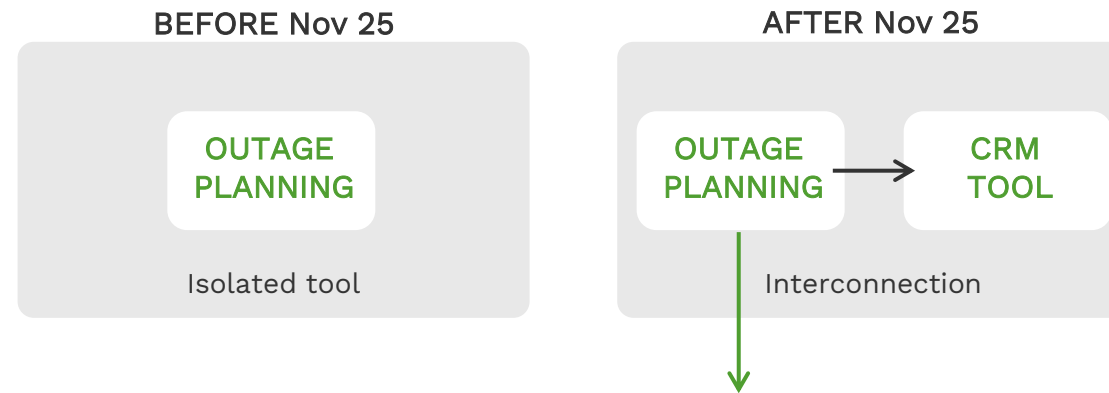
CMU with daily schedule

- Automatic notification based on availability plan → **Outage Planning (OPA)**

CMU without daily schedule

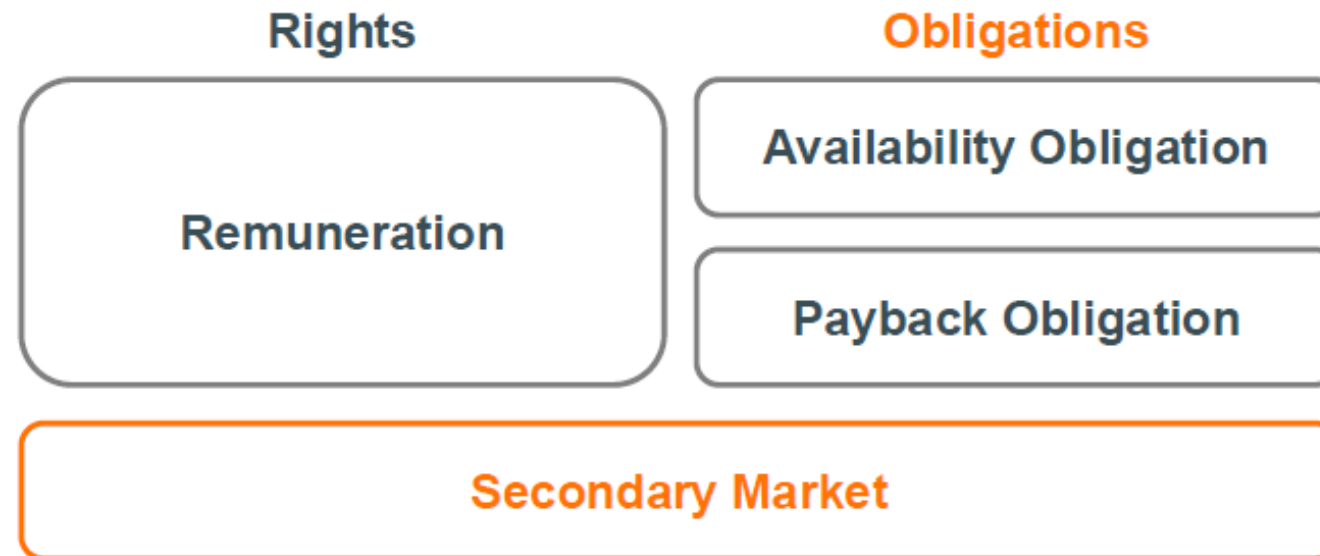
- Manual notification in the CRM IT interface

A single operational action can have large financial consequences



One mistake, one missed AMT moment:
up to 16% of yearly remuneration lost

Ex-post secondary market deals are useful to avoid penalties, but take a lot of time and resources





Together we make the difference.