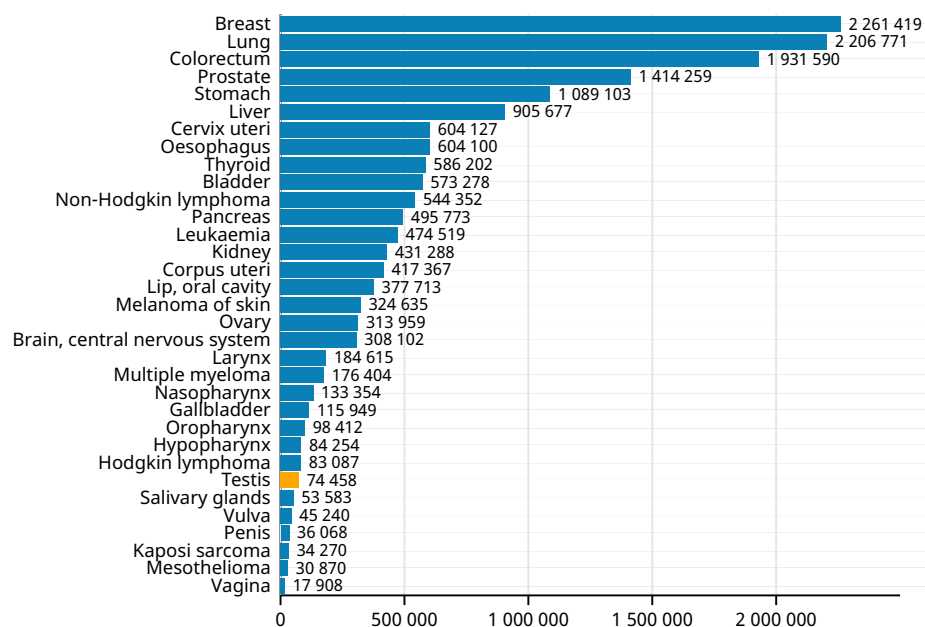


# Testis

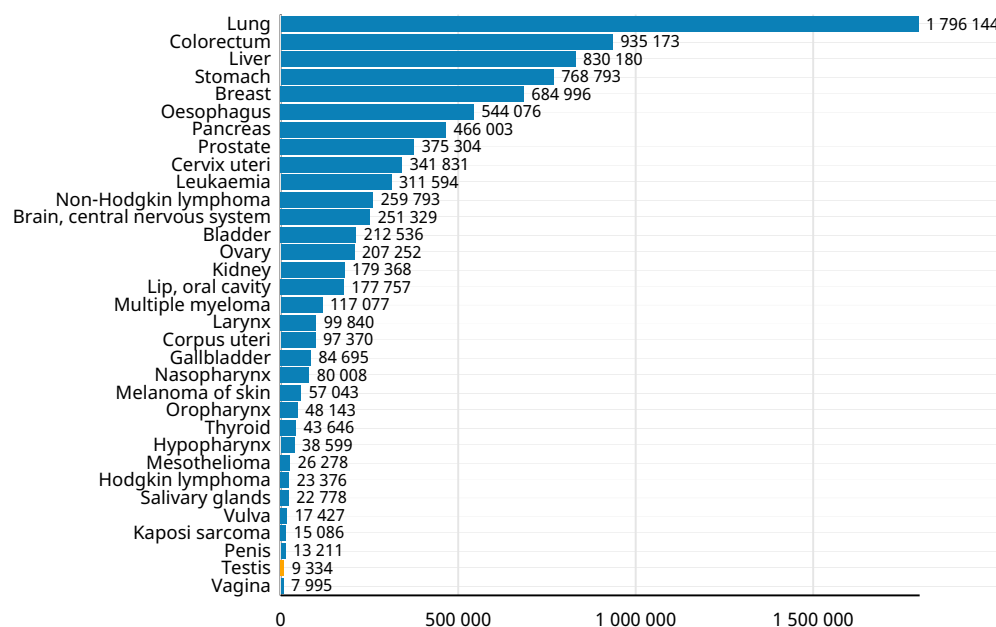
Source: Globocan 2020



Number of new cases in 2020, both sexes, all ages



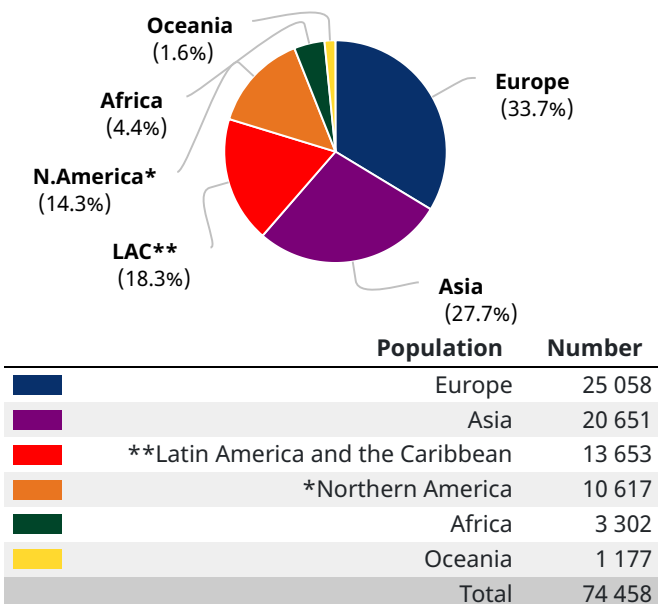
Number of deaths in 2020, both sexes, all ages



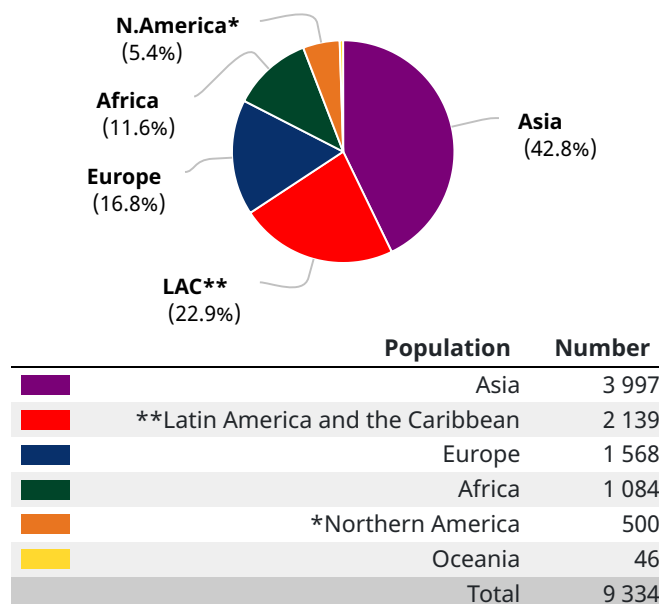
Cancer incidence and mortality statistics worldwide and by region

	Incidence						Mortality					
	Both sexes		Males		Females		Both sexes		Males		Females	
	New cases	Cum. risk 0-74 (%)	New cases	Cum. risk 0-74 (%)	New cases	Cum. risk 0-74 (%)	Deaths	Cum. risk 0-74 (%)	Deaths	Cum. risk 0-74 (%)	Deaths	Cum. risk 0-74 (%)
Eastern Africa	646	0.05	646	0.05	-	-	272	0.03	272	0.03	-	-
Middle Africa	207	0.03	207	0.03	-	-	86	0.02	86	0.02	-	-
Northern Africa	715	0.05	715	0.05	-	-	150	0.01	150	0.01	-	-
Southern Africa	507	0.13	507	0.13	-	-	83	0.02	83	0.02	-	-
Western Africa	1 227	0.06	1 227	0.06	-	-	493	0.03	493	0.03	-	-
Caribbean	271	0.08	271	0.08	-	-	56	0.01	56	0.01	-	-
Central America	3 981	0.31	3 981	0.31	-	-	800	0.07	800	0.07	-	-
South America	9 401	0.30	9 401	0.30	-	-	1 283	0.04	1 283	0.04	-	-
Northern America	10 617	0.43	10 617	0.43	-	-	500	0.02	500	0.02	-	-
Eastern Asia	7 669	0.06	7 669	0.06	-	-	975	0.01	975	0.01	-	-
South-Eastern Asia	2 858	0.07	2 858	0.07	-	-	728	0.02	728	0.02	-	-
South-Central Asia	7 197	0.06	7 197	0.06	-	-	1 896	0.02	1 896	0.02	-	-
Western Asia	2 927	0.14	2 927	0.14	-	-	398	0.02	398	0.02	-	-
Central and Eastern Europe	6 628	0.34	6 628	0.34	-	-	820	0.04	820	0.04	-	-
Western Europe	9 307	0.74	9 307	0.74	-	-	349	0.02	349	0.02	-	-
Southern Europe	5 051	0.52	5 051	0.52	-	-	291	0.03	291	0.03	-	-
Northern Europe	4 072	0.59	4 072	0.59	-	-	108	0.01	108	0.01	-	-
Australia and New Zealand	1 099	0.54	1 099	0.54	-	-	33	0.01	33	0.01	-	-
Melanesia	72	0.10	72	0.10	-	-	13	0.03	13	0.03	-	-
Polynesia	6	0.13	6	0.13	-	-	0	0	0	0	-	-
Micronesia	0	0	0	0	-	-	0	0	0	0	-	-
Low HDI	2 458	0.06	2 458	0.06	-	-	943	0.03	943	0.03	-	-
Medium HDI	7 705	0.06	7 705	0.06	-	-	2 018	0.02	2 018	0.02	-	-
High HDI	20 285	0.10	20 285	0.10	-	-	3 735	0.02	3 735	0.02	-	-
Very high HDI	43 982	0.41	43 982	0.41	-	-	2 638	0.02	2 638	0.02	-	-
World	74 458	0.14	74 458	0.14	-	-	9 334	0.02	9 334	0.02	-	-

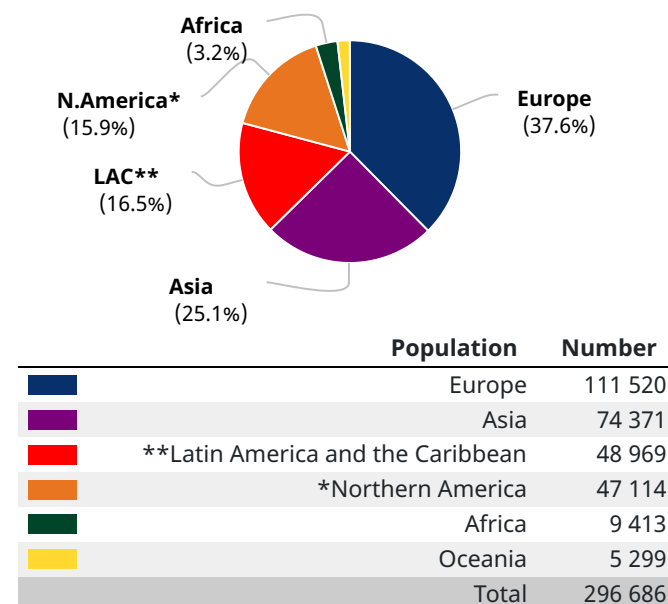
Incidence, both sexes



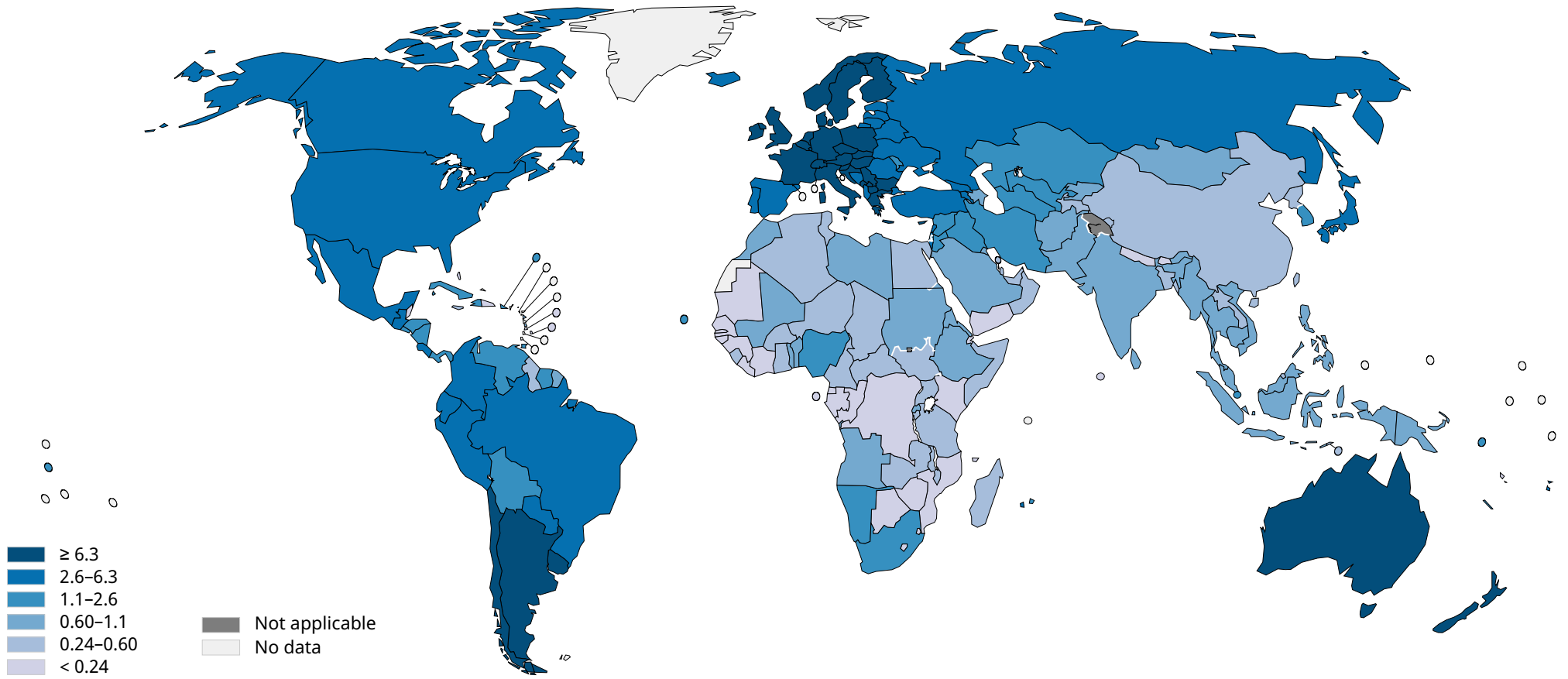
Mortality, both sexes



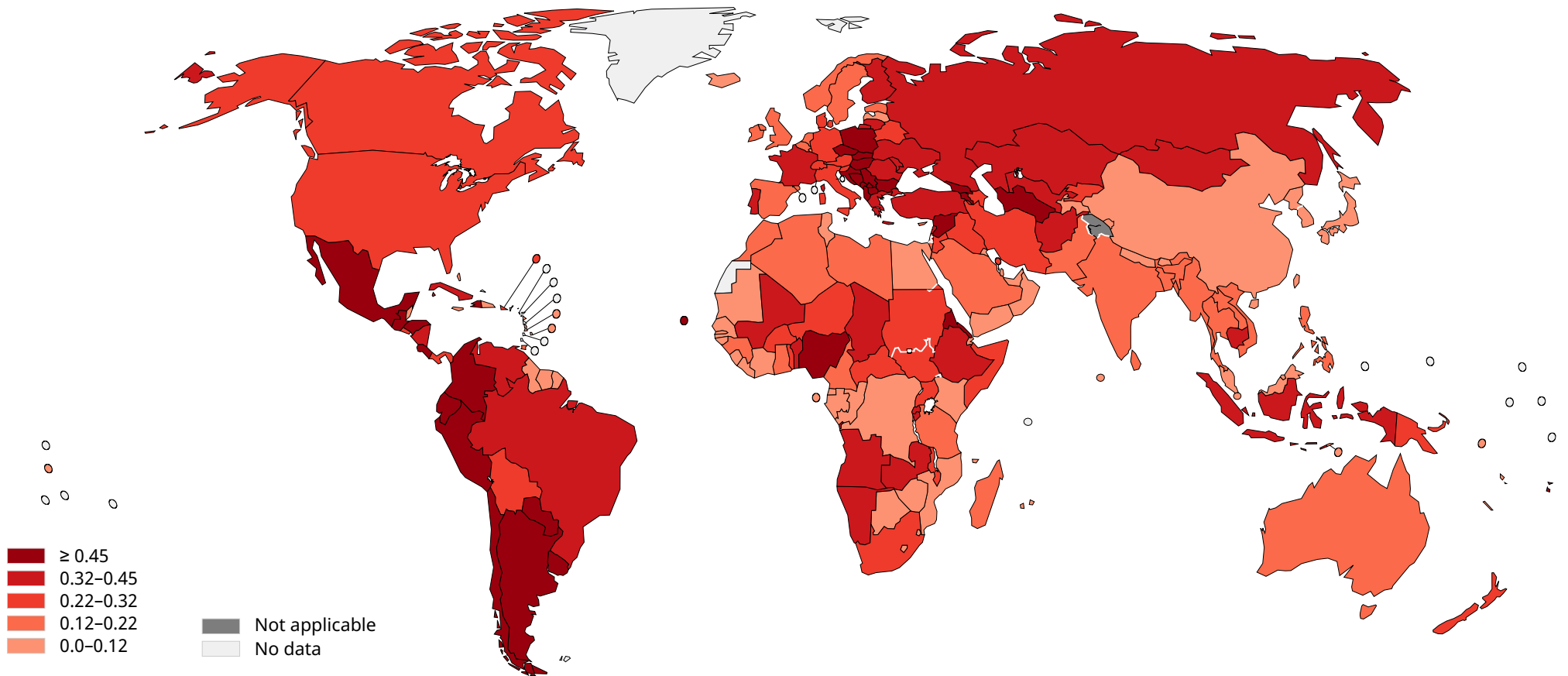
5-year prevalence, both sexes



Age standardized (World) incidence rates, testis, all ages



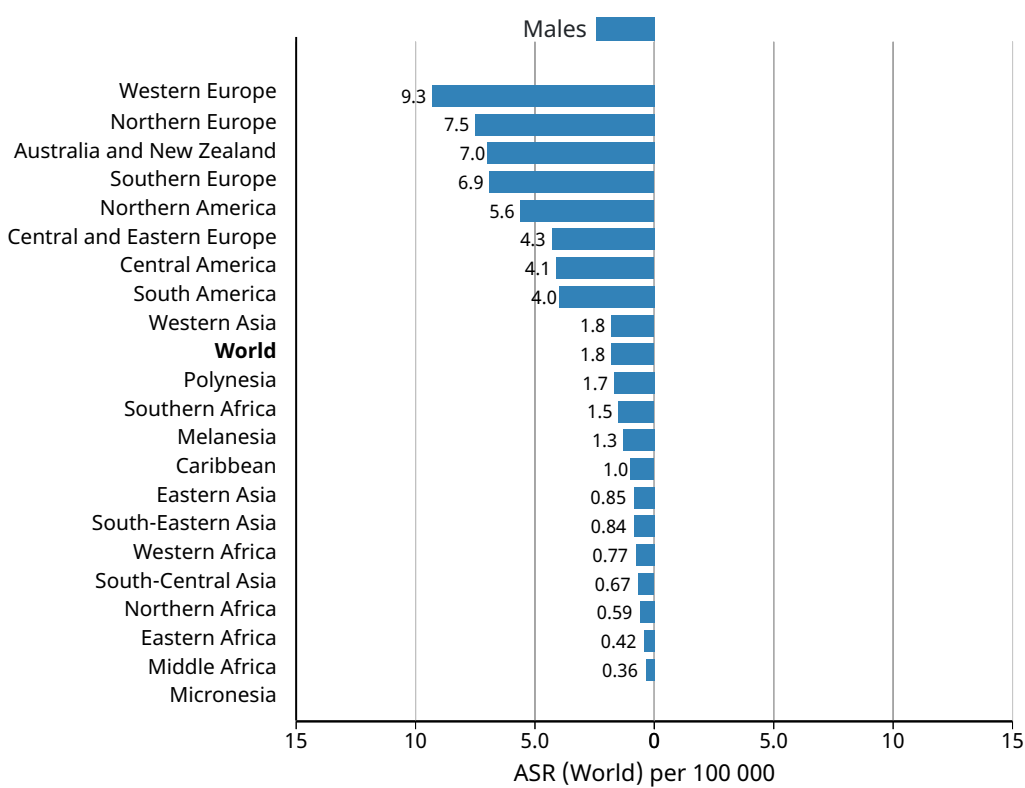
Age standardized (World) mortality rates, testis, all ages



Data source: GLOBOCAN 2020  
Graph production: IARC (<https://gco.iarc.fr/today>)  
World Health Organization

World Health Organization  
© International Agency for Research on Cancer 2020

Age standardized (World) incidence rates, testis, by sex



Age standardized (World) incidence and mortality rates, testis

